

















Throughput Management System




Quick Tips

- To open more than one session of TMS:
 - Click on the **Menu** item
 - Right click on the desired destination
 - Click "**Open in New Tab**"
- TMS will automatically logout inactive user after two hours; to prevent being logged out, a user can open a tab for **Cycle Process Status**, which automatically refreshes every 30 seconds resulting in your session remaining active
- All fields with a **red** asterisk "*" are required fields
- New paths are **blue** in color; nomination paths will change to **black** once submitted
- When entering a Svc Req K, TMS displays the previous five contracts that have been used
- If a user wants to have two different contracts open at the same time
 - Select Nominations, Nomination Maintenance, right click and select **Open in New Tab**
- In the **Cycle Process Status** screen, a **blue** hyperlink indicates either Throughput or Storage was allocated. Select the hyperlink to access the non-critical notice for the selected cycle allocation.
-  **Envelope** button in the upper right portion of each screen displays the number of active messages (e.g. timeline extension) that Northern has distributed. The number in **red** reflects the number of unread messages.
-  **Reset** button, which appears on each screen, allows a user to revert changes made to the width of a column to the original state.
-  **Export** button, which appears on each screen, allows you to export the data on the screen as CSV or Excel file.
-  **SBS** button: Select to see the storage balancing contract and the associated transport contract. If a user does not have SBS, this button will not appear.
-  **Ellipsis option**, located to the right of the **Retrieve** button, allows a user to open related screens associated to the underlying screen.
- Using  on the Nomination Maintenance screen, allows a user to select **Open New** (opens nomination maintenance), **Open NomQ** (opens nominated quantities by cycle screen), **Open SchQ** (opens scheduled quantities screen) and **Open NomR** (opens the nomination reconciliation screen).
-  Collapses a portion of the screen



-  Expands the previously collapsed portion of a screen
-  Opens the location detail information
-  Select to open the corresponding upstream or downstream contract
-  Hover over any column heading to display the **Column Header Menu**. This provides the user with several options:
 - Select  to pin (move) or autosize a column
 - Select  to choose filtering options
 - Select  to choose what columns appear. To filter out unwanted columns uncheck the box.
- To group data within a grid select and drag a column header to the row above the header where **[Drag here to set row groups]** is displayed.



- When grouping:
 - Select  to the left of group to see records for just that group
 - Hover over the column heading, select  and select **Expand All** to see all records
- Upon selecting a grid row for a contract there are additional buttons within the grid entry(**PRIMARY REC LOCS, PRIMARY DEL LOCS, EPSQ, RATES, R/D TOTALS and MDQ USAGE**). Once selected a new screen will launch with additional information.
-  **Grid Entry Form** button: Users may choose information to be displayed in the grid entry form by selecting this button. Click on the button to disable the grid entry form. Click again and the form will open.
 - Use the "Tab" key to navigate through the value fields within the retrieval or grid entry form.



Throughput Management Screen Changes

Throughput Management System (TMS) Screens		
TMS Smalltalk Screen Names (Old)	TMS Java Web-based Screen Names (New)	
Nomination Tab	Screen Name	Menu Option
Nomination Maintenance	Nomination Maintenance	Nomination
Nomination Reconciliation	Nomination Reconciliation	Nomination
EDI Nom Quick Response	EDI Processing	Main
EDI Nom Diagnostic Tool	EDI Processing	Main
Nominated vs Confirmed Quantities	Location Reconciliation	Confirmation
Nomination Changes By Cycle	Location Reconciliation	Confirmation
Final Cycle Nomination List	Final AMNomination List	Nomination
Zone Percentages	Zone Percentages	Nomination
EDI Web Diagnostic Tool	EDI Processing	Main
Confirmation Tab	Screen Name	Menu Option
Confirmation Maintenance	Confirmation Maintenance	Confirmation
Confirmation Summary	Confirmation Summary	Confirmation
Late Nomination Notification	Late Nomination Notification	Confirmation
EDI Confirmation Response	EDI Processing	Main
EDI Conf Diagnostic Tool	EDI Processing	Main
EDI Web Diagnostic Tool	EDI Processing	Main
Scheduling Tab	Screen Name	Menu Option
Scheduled Quantities	Scheduled Quantities	Scheduled Quantity
Scheduled Quantities by	Scheduled Quantities By	Scheduled Quantity
by Contract	Service Requester (apply filters)	Scheduled Quantity
by Contract and location	Service Requester (apply filters)	Scheduled Quantity
by contract and/or location and up/down contract	Service Requester (apply filters)	Scheduled Quantity
by location	Operator	Scheduled Quantity
by gas type	Gas Type	Scheduled Quantity
Scheduled Quantities Month To Date	Scheduled Quantities Month To Date	Scheduled Quantity
Batch Schedule Status	Cycle Process Status	Main
Reporting Tab	Screen Name	Menu Option
Reports		
Scheduled Quantities Reports	Scheduled Quantities	Scheduled Quantity -> Reports
Service Requester Schedule Quantity	Service Requester Scheduled Quantity	Scheduled Quantity -> Reports
Nomination Quantities By Cycle	Nomination Quantities By Cycle	Nomination -> Reports
Storage		
Contract Storage Balance By Day Report	Contract Storage Balance By Day	Storage -> Reports
Storage Balances By day Report	Storage Balance By Day	Storage -> Reports
Imbalance To Storage Monthly Control Report	Imbalance To Storage Monthly Control	Storage -> Reports
Storage Tab	Screen Name	Menu Option
FDD Contract Balance	Storage Contract Balance	Storage
IDD/PDD Contract Balance	Storage Contract Balance	Storage
Storage Netting at a Location	Storage Netting Activity/Storage Netting Maintenance	Storage
Storage Information	Storage Information	Storage
TMS Smalltalk Screen Names (Old)	New TMS Java Web-based Screens	
	Screen Name	Menu Option
N/A	Nomination Quantities By Cycle	Nomination
N/A	Nomination Copy	Nomination
Indicates Screen Name change		
Indicates Location of Screen change		